




HOHENSTEIN

Hohenstein Hygienically Clean for Food Processing and Hospitality Textile Laundry Management

Edition January 2024



Publisher:



HOHENSTEIN

Hohenstein Laboratories GmbH & Co. KG | Schlossteige 1 | 74357 Boennigheim | GERMANY

January 6, 2024

Hohenstein Hygienically Clean for Food Processing and Hospitality Textile Laundry Management

Hohenstein Laboratories GmbH & Co. KG

Schlosssteige 1

74357 Boennigheim

Germany

Phone: +49 7143-270

Fax: +49 7143-2751

Email: usa@hohenstein.com

Web: Hohenstein.US/Clean

Table of Contents

Introduction.....	5
Quality and Test Regulations.....	5
1 Area of Application	5
2 Definitions.....	5
2.1 Manufactured textile goods	5
2.2 Industrial linen care	5
2.3 Linen from food processing and hospitality businesses	5
2.4 Rental linen	5
2.5 Laundry machines	5
2.6 A washing cycle	5
2.7 Soiled linen area	6
2.8 Clean linen area	6
2.9 Disinfection	6
2.10 Disinfection of linen	6
2.11 Disinfection of hands	6
2.12 Abrasive disinfection	6
2.13 Spray disinfection	6
3 Technical Rules & References.....	6
4 Quality Regulations	7
4.1 Laundry plant	7
4.2 Linen care	9
4.3 Linen finishing	10
4.4 Hygiene requirements	10
5 Test regulations	11
5.1 Laundry Plant	11
5.2 Linen care	11
5.3 Linen Finishing	11
5.4 Hygiene requirements	11
6 Monitoring	11
6.1 Initial test	11
6.2 In-house tests	11
6.3 Monitoring tests	11
6.4 Laboratory tests	12
6.5 Recordkeeping.....	12
7 Award of the certificate.....	12
7.1 Prerequisite for the certificate.....	12
7.2 Validity of the certificate.....	12
7.3 Basis of Quality	12
8 Amendments.....	122
9 Appendix.....	133
9.1 Specimen hygiene certificate.....	133
9.2 Checklist for plant inspection	144

Introduction

This standard was developed by Hohenstein and considers microbiological hazards during laundry cleaning. The laundry must not present any danger to the consumer through microorganisms and thus through infections. The processes for washing, handling and transporting are investigated to ensure good hygiene.

Quality and Test Regulations

1 Area of Application

The quality and test regulations of Hohenstein Hygienically Clean for Food Processing and Hospitality Textile Laundry Management apply to the professional linen care of manufactured textile goods consisting of food processing and hospitality linens with its special hygienic requirements, and to the appropriate services provided by these institutions.

2 Definitions

2.1 Manufactured textile goods

are textile products which are manufactured, sewn or otherwise prepared in a market-ready condition to be passed on to the processor, trade or end-user.

2.2 Industrial linen care

is provided by laundries as opposed to private households.

2.3 Linen from food processing & hospitality businesses

Are manufactured textile goods that are used during the production, treatment, and marketing of foodstuffs as well as hospitality locations such as hotels and resorts.

2.4 Rental linen

is linen that is not the property of the person using it.

2.5 Laundry machines

comprises machines used in the laundry facility for laundering, drainage, shaking, drying and finishing manufactured textile goods.

2.6 A washing cycle

for the purposes of this regulation, comprises an entire washing program according to the appropriate procedural rules.

2.7 Soiled linen area

comprises the acceptance, sorting, storage, labelling and transport as far as the washing machine.

2.8 Clean linen area

comprises the washing, drying, ironing, finishing and storage of the clean laundry, including all related activities, control systems and tests.

2.9 Disinfection

means the elimination or continual reduction of the number of causative agents to eliminate all risk of infection.

2.10 Disinfection of linen

for the purposes of this regulation, is carried out by means of disinfecting washing procedures.

2.11 Disinfection of hands

takes place using listed agents in the soiled linen area before washing hands and/or in the clean linen area after hands have been washed. When disinfecting the hands, the skin, fingertips and space between the fingers must all be made thoroughly wet. Wiping or washing the disinfectant off afterwards reduces its effectiveness and should be avoided. The disinfectant should be vigorously spread over the hands and rubbed in for a period of 30 seconds until it dries.

2.12 Abrasive disinfection

is a surface disinfection whereby the disinfectant is distributed on the surface using a scouring cloth, sponge or similar.

2.13 Spray disinfection

is a surface disinfection whereby the disinfectant is sprayed onto the surface to be disinfected.

3 Technical Rules & References

The regulations apply according to the specifications of the EPA Environmental Protection Agency lists:

Environmental Protection Agency (EPA), Lists A, B, C, D, E, and F: EPA registered disinfectants, sanitizers, and sterilants. www.epa.gov/oppad001/chemregindex.htm Selected EPA Registered Disinfectants. <http://www.epa.gov/oppad001/chemregindex.htm>

British Retail Consortium (BRC), Global Safety Standard for Food Products, version 7, section II, item 7.4.3 and 7.4.4

German Certification Association for Professional Textile Services, RAL-GZ 992/3 – Laundry from food processing plants, Boennigheim, Germany, 2011

German Institute for Standardization, DIN 10113-3: 1997-07: Determination of surface colony count on fitment and utensils in food areas - Part 3: Semiquantitative method with culture media laminated taking up equipment (squeeze method), Berlin, Germany, 1997

German Institute for Standardization, DIN 10514: 2009-05: Food hygiene- Hygiene training, Berlin, Germany, 2009

Guideline for Hand Hygiene in Health-Care Settings. Recommendations of the Healthcare Infection Control Practices Advisory Committee (HICPAC) and the HICPAC/ SHEA/ APIC/ IDSA Hand Hygiene Task Force. <https://www.cdc.gov/mmwr/PDF/rr/rr5116.pdf>

International Featured Standard Food (IFS Food) version 6, part 2, item 3.2.2.5 and 3.2.2.6

4 Quality Regulations

4.1 Laundry plant

4.1.1 Building area

4.1.1.1 Functional separation/personnel air shower

The laundry plant must be divided into "soiled" and "clean" laundry areas with functional separation between the two. There must be adequate signage to warn employees they are transitioning from one side to the other. Management systems must be in place to protect against contamination from soiled to clean side.

4.1.1.2 Facilities for disinfecting containers

Facilities must be available for disinfecting soiled linen containers which may then be used for clean linen in the clean laundry area.

4.1.1.3 Social facilities

It must be possible to keep food or drink in the common room or break room.

4.1.1.4 Sanitary facilities

There must be facilities for cleaning hands in the laundry areas. Separate male and female toilets should also be available.

4.1.1.5 Ventilation

There must be an effective ventilation to protect against the spread of germs from the soiled side. An exchange of air from soiled to clean laundry areas is not permitted. Special attention must be paid to all procedures for reducing the germ content of air.

4.1.1.6 Pest Control

There must be an integrated pest management (IPM) program including steps for identification, setting action thresholds, prevention and control in place for the facility. As implemented proof of any control mechanisms including treatments must be supported with evidence.

4.1.2 Personnel area

There must be a trained member of staff in the laundry responsible for monitoring the observance of required hygiene procedures. The range of duties must include the submission of a detailed hygiene plan and continually informing personnel of the purpose, necessity and extent of hygiene measures (with documentation in the inspection record book). One person with a relevant qualification should be in charge of hygiene for linen from food processing and hospitality companies. Personnel charged with the laundry care must be trained regularly. This training must be documented for all employees.

4.1.3 Soiled linen area

4.1.3.1 Delivery of Soiled Linen

Linen should be delivered in suitable transport containers such as transport bags, containers etc.

4.1.3.2 Storage of Soiled Linen

The soiled linen should be stored dry until laundering. Storage time should not exceed 72 hours in normal circumstances.

4.1.3.3 Sorting Soiled Linen

The soiled linen is sorted depending on the washing process to be used.

4.1.3.4 Workstations

The workstations in the wet wash area must be functional and clearly laid out, enabling continuous operation. Order and cleanliness must be observed.

4.1.4 Clean linen area

4.1.4.1 Preparation of Fresh Water

If no natural water is available, water preparation should be carried out in a plant that provides water with a hardness of maximum 3 grains and less than 0.1 ppm of iron; the daily monitoring of the water preparation plant with respect to the water equivalents is to be recorded in the inspection record book. Recontamination of the linen, especially by rinsing water, must be avoided. Softened water or water from the drainage area that is fed back into the rinsing process must be checked regularly as required to identify and eliminate the risk of bacterial contamination. Appropriate disinfectant agents or procedures should be applied if necessary.

4.1.4.2 Washing machines

The washing machines used together with the washer extractor/drainage machines including their controlling and checking equipment must function efficiently. It must be possible to remove washing liquor easily. It must be possible to disinfect all parts in contact with the linen and liquor.

4.1.4.3 Washing procedures

Disinfecting washing procedures must be used. Procedural rules must be easily accessible in the wet washing area. Information for the applicable washing processes must be given in the

procedural rules: liquor ratio, loading ratio, detergent dosage, alkalinity, decolorant dosage, liquor temperature for pre-washes, clearing and rinsing; bleaching cycle.

4.1.4.4 Drainage

Presses/centrifuges must be able to be cleaned and disinfected. Further processing of the damp linen must be carried out without storage.

4.1.4.5 Workstations

The workstations in the clean linen area must be functional and clearly laid out, enabling continuous operation. Order and cleanliness must be observed. Work surfaces must be regularly and properly sanitized.

4.1.4.6 Drying

The drying machines, including their controlling and checking equipment, must be in working order.

4.1.4.7 Ironing

The ironers must operate perfectly, folding and creasing the ironed linen must be carried out properly.

4.1.4.8 Processing shaped items

The presses, finishing cabinets and mannequins must operate perfectly. During preparation of clean linen for ironing, contact with the linen should be limited to the minimum necessary.

4.1.4.9 Storage of clean linen

The storage of the clean linen must be clearly laid out. Storage areas and storage surfaces must be well maintained, neat and clean. The clean linen must be hygienically clean when packed for storing. Recontamination must be avoided.

4.1.4.10 Dispatch of clean linen

Vehicle floors and outer surfaces must be clean. The drivers of the transport vehicles must wear work clothes provided by the user of the certificate. These work clothes must be regularly maintained by the operator. The linen must be transported in receptacles that protect the packing from mechanical damage. The cargo holds in the vehicle must be covered. The inner surface of the cargo holds must be easy to clean and disinfect. After transporting soiled linen and before transporting clean linen the cargo hold of the vehicle must be adequately disinfected.

4.2 Linen care

Quality statements can be made via wash cycle controls using textile process indicators. Further information can be obtained from Hohenstein. The contents of these investigations are the degree of whiteness, the color shade deviation, the basic white value, the tissue incrustation, the reduction in strength and the chemical fiber damage.

4.3 Linen finishing

Cleanliness, a good degree of whiteness, dryness even in problem areas, a neutral smell and sufficient protection against recontamination is required for the clean linen which is to be delivered. In addition, ironed linen must display optimal smoothness and be folded ready to be placed in a cupboard. Article-specific finish is required for shaped items.

4.4 Hygiene requirements

4.4.1 Rooms

Floors, and if possible, also walls at working height, exterior surfaces of installations and machines must permit damp cleaning and disinfection. The floors of the work rooms are to be cleaned at least once per week and disinfected when necessary. Sanitary and communal rooms must be kept in a clean state which encourages the staff to be aware of hygiene.

4.4.2 Equipment

Transport equipment, receptacles, racks, shelves etc. must be cleaned and disinfected daily. The following must be available in the soil and clean laundry areas, and particularly in the changing and common rooms and in the toilets: Hand washing facilities with running hot and cold water, cleaning agents not harmful to the skin, disposable towels, as well as disinfectant dispensers for disinfecting hands.

4.4.3 Personnel

The laundry management must provide employees who work in the soil laundry area with specially marked protective clothing, which must be changed at least once a week. The personnel must be instructed to disinfect hands, especially after using the toilet and to adhere to the hygiene requirements, particularly between the soil and clean laundry areas. When leaving the soiled area, protective clothing must be changed, and hands must be disinfected. Smoking and eating are prohibited in the soil and clean laundry areas. In addition, drinking is prohibited in the soil area.

4.4.4 Hygiene plans

Appropriate hygiene plans are to be drawn up for all areas where hygiene is important.

4.4.5 Clean linen

Checks on the clean laundry must take place after completion of drying, ironing or finishing. The linen processed must be low in microbiological contamination.

Linen is low in microbial contamination if at least 9 out of 10 samples show no more than 50 germ colonies per 100 cm² with bacteriological checks by means of soiled germ carriers on surfaces of at least 20 cm² in various places of different types of linen after incubation on a culture medium according to DIN 10113-3 (Rodac plate test).

Wash cycle controls with bioindicators must be carried out regularly. *Staphylococcus aureus* and *Enterococcus faecium* should be used as test germs. Cotton lobules that have been contaminated with a germ suspension in blood and then dried are used as germ carriers. The bioindicators are added during washing and then analyzed in the laboratory. 7 log levels must be reduced.

5 Test regulations

5.1 Laundry Plant

Fulfilment of requirements is controlled by on-site inspections at least once a year. A representative from the test center (Hohenstein) completes the checklist inspection.

5.2 Linen care

Tests on the value retention of laundry can be carried out in Hohenstein's laboratories in accordance with international standards.

5.3 Linen Finishing

Through self-checking, random samples should be taken of 5 test samples of dry, ironed and shaped linen as an in-house test to check:

- a) visually for folding, finish of shaped parts, packaging
- b) visually to ensure that it is clean with no stains, greying and smoothing
- c) sensory for smell

5.4 Hygiene requirements

Hohenstein's inspection officer checks compliance with the requirements during the inspection by completing the checklist for hygiene control. Bacteriological tests of the disinfecting washing process with contaminated germ carriers, water tests, and surface contact sampling are carried out. Bacteriological controls are carried out in a clean environment.

6 Monitoring

6.1 Initial test

An on-site visit from a Hohenstein auditor is required during the initial certification and the renewal processes. The Hohenstein auditor checks the prerequisites for the award of the certificate, including checking the hygiene on site, checking the documents and taking microbiological samples. The initial test is a prerequisite for the award of the certificate.

6.2 In-house tests

Each certificate holder must carry out the necessary internal checks to ensure compliance with the quality regulations, document and keep them for at least 2 years.

6.3 Monitoring tests

Each certified location must submit 1 textile sample quarterly to an approved testing facility for confirmation of continued compliance to the test limits. Any results not meeting the criteria must be replaced with additional samples. Proof of this ongoing conformance process is audited by Hohenstein during certification renewals.

6.4 Laboratory tests

The laboratory tests are carried out by an external, accredited laboratory according to ISO 17025.

6.5 Recordkeeping

An organized record of all required documentation must be kept up to date and available on-site. The information contained in the documentation must be current, specific, and accurate to the location. The record can be kept as either a physical or digital format but must be easily accessible for presentation to the inspector upon request. The record must – at a minimum have sections for the following topics

- Corporate HACCP Plan
- Site specific Hygiene plan
- Annual training program and attendance records
- Quality Assurance Plan
- Annual product quality inspections
- Monthly inspection report from wash chemistry provider (at least 1 year)
- Quarterly 3rd party compliance testing (at least 1 year)
- Health, safety, and quality audit documentation
- Pest control records
- Copies of prior certificates

7 Award of the certificate

7.1 Prerequisite for the certificate

The prerequisite for obtaining the certificate is good hygiene from the preparation of the laundry to delivery to the customer. The microbiological results of the surface germ count of the dry laundry and the killing of the test germs must be proven.

7.2 Validity of the certificate

A certificate verifying hygienically clean management food processing and/or hospitality laundry is valid until the end of the calendar year following the certification date. During its period of issue, the certificate may be used in advertising, as an enclosure with offers and when negotiating orders.

7.3 Basis of Quality

The basis of quality for the Hohenstein certificate consists of the quality and test regulations for professional textile services in laundries. This basis is regularly amended and developed to bring it up to date with advances in technology.

8 Amendments

Any amendments to these quality and test regulations, even editorial changes, require prior written approval from Hohenstein.

9 Appendix

9.1 Specimen hygiene certificate


HOHENSTEIN

Certificate of Hygiene Control Management

Acme Food Service Cleaners
531 Bakers Lane | Oven, ST 01234 | USA

Hygiene Control Management for Food Service



The certification demonstrates compliance with:

- International Food Standard (IFS) v.6.1, part 2: 3.2.2.5, 3.2.2.6
- British Retail Consortium (BRC)
- Global Safety Standard for Food Products (GSEP), v.7, sec. II: 7.4.3, 7.4.4

The certification is granted upon meeting the following metrics during annual testing:

- The disinfection capability of the laundering procedures is validated to achieve a 7 log reduction (< 1 organism out of 10,000,000) in bacteria
- Tested textiles achieved levels of 50 CFU/dm², validated by an independent laboratory

The process and textiles are reviewed annually for recertification by
Hohenstein Laboratories GmbH & Co. KG | 74357 Boennigheim | Germany | January 1, 2022

Valid until December 31, 2023



Dr. Timo Hammer
Managing Director




Andre Tomczyk
Hygiene Expert

Hohenstein Laboratories GmbH & Co. KG | Schloss Hohenstein | 74357 Bönningheim | Germany

9.2 Checklist for plant inspection for food processing and/or hospitality laundry services



 Habesstein Laboratories GmbH & Co. KG
 E. Tappé Straße 11
 42699 Solingen, Germany
 Tel: +49 (0) 212 2493-0

Hygienically Clean Checklist for Plant Inspection

Laundry Plant Name: _____
 Plant Address: _____
 Telephone: _____
 Email: _____
 Plant Inspection Date: _____
 Checked by: Food Hospitality Healthcare
 Host Inspection by: _____
 Accompanied by: _____
 Site-Specific Inspection Plan: Implemented Not Implemented

Checklist Requirements Evaluation Key
 0 Not Applicable
 1 Satisfactory
 2 Partially Satisfactory, Improvement Recommended
 3 Not Satisfactory, Improvement Required for Certification

Overall Site Evaluation:
 Satisfactory - conditions suitable for food processing/laundry service
 Needs Improvement - conditions do not require before certification can be issued

Habesstein Expertise Center (HPEC) | P.00171 | Page 1/10

1. Building Area

	0	1	2	3
Qualification of "Kitchen" and "Wash room"	<input type="checkbox"/>	<input type="checkbox"/>	<input type="checkbox"/>	<input type="checkbox"/>
Hygiene plan (hygiene concept) prepared in place and fully implemented	<input type="checkbox"/>	<input type="checkbox"/>	<input type="checkbox"/>	<input type="checkbox"/>
Handwashing facilities (hand hygiene) and disinfectant dispensing system and hand sanitizer	<input type="checkbox"/>	<input type="checkbox"/>	<input type="checkbox"/>	<input type="checkbox"/>
First aid kit, fire extinguisher, and first aid kit	<input type="checkbox"/>	<input type="checkbox"/>	<input type="checkbox"/>	<input type="checkbox"/>
Sanitary facilities and drainage clean	<input type="checkbox"/>	<input type="checkbox"/>	<input type="checkbox"/>	<input type="checkbox"/>
Regular inspection of doors and window seals	<input type="checkbox"/>	<input type="checkbox"/>	<input type="checkbox"/>	<input type="checkbox"/>

Describe cleaning/sanitizing process: _____

2. Personnel Area

Name responsible for this area: _____
 Frequency: _____
 Name responsible for hygiene: _____
 Frequency: _____
 Sanitation responsibility: Yes No
 Type of food system: Range Case Batch

Remarks: _____

Habesstein Expertise Center (HPEC) | P.00171 | Page 2/10

3. Soiled Garment Area

	0	1	2	3
Design of layout of soiled garments	<input type="checkbox"/>	<input type="checkbox"/>	<input type="checkbox"/>	<input type="checkbox"/>
Separation plan for soiled laundry (273) from of clean laundry	<input type="checkbox"/>	<input type="checkbox"/>	<input type="checkbox"/>	<input type="checkbox"/>
Storage of soiled laundry	<input type="checkbox"/>	<input type="checkbox"/>	<input type="checkbox"/>	<input type="checkbox"/>
Storage of soiled laundry	<input type="checkbox"/>	<input type="checkbox"/>	<input type="checkbox"/>	<input type="checkbox"/>
Storage of soiled laundry	<input type="checkbox"/>	<input type="checkbox"/>	<input type="checkbox"/>	<input type="checkbox"/>

Name responsible for this area: _____
 Frequency: _____
 Name responsible for hygiene: _____
 Frequency: _____
 Sanitation responsibility: Yes No
 Type of food system: Range Case Batch

Remarks: _____

Habesstein Expertise Center (HPEC) | P.00171 | Page 3/10

4. Wash Room

	0	1	2	3
Water Treatment	<input type="checkbox"/>	<input type="checkbox"/>	<input type="checkbox"/>	<input type="checkbox"/>
Watering system installed in washing area	<input type="checkbox"/>	<input type="checkbox"/>	<input type="checkbox"/>	<input type="checkbox"/>
Water meter installed in washing area	<input type="checkbox"/>	<input type="checkbox"/>	<input type="checkbox"/>	<input type="checkbox"/>
Water meter installed in washing area	<input type="checkbox"/>	<input type="checkbox"/>	<input type="checkbox"/>	<input type="checkbox"/>
Water meter installed in washing area	<input type="checkbox"/>	<input type="checkbox"/>	<input type="checkbox"/>	<input type="checkbox"/>
Water meter installed in washing area	<input type="checkbox"/>	<input type="checkbox"/>	<input type="checkbox"/>	<input type="checkbox"/>
Water meter installed in washing area	<input type="checkbox"/>	<input type="checkbox"/>	<input type="checkbox"/>	<input type="checkbox"/>
Water meter installed in washing area	<input type="checkbox"/>	<input type="checkbox"/>	<input type="checkbox"/>	<input type="checkbox"/>
Water meter installed in washing area	<input type="checkbox"/>	<input type="checkbox"/>	<input type="checkbox"/>	<input type="checkbox"/>
Water meter installed in washing area	<input type="checkbox"/>	<input type="checkbox"/>	<input type="checkbox"/>	<input type="checkbox"/>

Remarks: _____

Habesstein Expertise Center (HPEC) | P.00171 | Page 4/10

5. Washing Procedures

	0	1	2	3
Washing procedure card available	<input type="checkbox"/>	<input type="checkbox"/>	<input type="checkbox"/>	<input type="checkbox"/>
Washing procedure card available	<input type="checkbox"/>	<input type="checkbox"/>	<input type="checkbox"/>	<input type="checkbox"/>
Washing procedure card available	<input type="checkbox"/>	<input type="checkbox"/>	<input type="checkbox"/>	<input type="checkbox"/>
Washing procedure card available	<input type="checkbox"/>	<input type="checkbox"/>	<input type="checkbox"/>	<input type="checkbox"/>
Washing procedure card available	<input type="checkbox"/>	<input type="checkbox"/>	<input type="checkbox"/>	<input type="checkbox"/>
Washing procedure card available	<input type="checkbox"/>	<input type="checkbox"/>	<input type="checkbox"/>	<input type="checkbox"/>
Washing procedure card available	<input type="checkbox"/>	<input type="checkbox"/>	<input type="checkbox"/>	<input type="checkbox"/>
Washing procedure card available	<input type="checkbox"/>	<input type="checkbox"/>	<input type="checkbox"/>	<input type="checkbox"/>
Washing procedure card available	<input type="checkbox"/>	<input type="checkbox"/>	<input type="checkbox"/>	<input type="checkbox"/>
Washing procedure card available	<input type="checkbox"/>	<input type="checkbox"/>	<input type="checkbox"/>	<input type="checkbox"/>

Name responsible for this area: _____
 Frequency: _____
 Name responsible for hygiene: _____
 Frequency: _____
 Sanitation responsibility: Yes No
 Type of food system: Range Case Batch

Remarks: _____

Habesstein Expertise Center (HPEC) | P.00171 | Page 5/10

6. Clean Textiles Area, Hanging and Bulk Folding

	0	1	2	3
Wash station	<input type="checkbox"/>	<input type="checkbox"/>	<input type="checkbox"/>	<input type="checkbox"/>
Wash station	<input type="checkbox"/>	<input type="checkbox"/>	<input type="checkbox"/>	<input type="checkbox"/>
Wash station	<input type="checkbox"/>	<input type="checkbox"/>	<input type="checkbox"/>	<input type="checkbox"/>
Wash station	<input type="checkbox"/>	<input type="checkbox"/>	<input type="checkbox"/>	<input type="checkbox"/>
Wash station	<input type="checkbox"/>	<input type="checkbox"/>	<input type="checkbox"/>	<input type="checkbox"/>
Wash station	<input type="checkbox"/>	<input type="checkbox"/>	<input type="checkbox"/>	<input type="checkbox"/>
Wash station	<input type="checkbox"/>	<input type="checkbox"/>	<input type="checkbox"/>	<input type="checkbox"/>
Wash station	<input type="checkbox"/>	<input type="checkbox"/>	<input type="checkbox"/>	<input type="checkbox"/>
Wash station	<input type="checkbox"/>	<input type="checkbox"/>	<input type="checkbox"/>	<input type="checkbox"/>
Wash station	<input type="checkbox"/>	<input type="checkbox"/>	<input type="checkbox"/>	<input type="checkbox"/>

Name responsible for this area: _____
 Frequency: _____
 Name responsible for hygiene: _____
 Frequency: _____
 Sanitation responsibility: Yes No
 Type of food system: Range Case Batch

Remarks: _____

Habesstein Expertise Center (HPEC) | P.00171 | Page 6/10

7. Final Quality Before Delivery

	0	1	2	3
Washing procedure card available	<input type="checkbox"/>	<input type="checkbox"/>	<input type="checkbox"/>	<input type="checkbox"/>
Washing procedure card available	<input type="checkbox"/>	<input type="checkbox"/>	<input type="checkbox"/>	<input type="checkbox"/>
Washing procedure card available	<input type="checkbox"/>	<input type="checkbox"/>	<input type="checkbox"/>	<input type="checkbox"/>
Washing procedure card available	<input type="checkbox"/>	<input type="checkbox"/>	<input type="checkbox"/>	<input type="checkbox"/>
Washing procedure card available	<input type="checkbox"/>	<input type="checkbox"/>	<input type="checkbox"/>	<input type="checkbox"/>
Washing procedure card available	<input type="checkbox"/>	<input type="checkbox"/>	<input type="checkbox"/>	<input type="checkbox"/>
Washing procedure card available	<input type="checkbox"/>	<input type="checkbox"/>	<input type="checkbox"/>	<input type="checkbox"/>
Washing procedure card available	<input type="checkbox"/>	<input type="checkbox"/>	<input type="checkbox"/>	<input type="checkbox"/>
Washing procedure card available	<input type="checkbox"/>	<input type="checkbox"/>	<input type="checkbox"/>	<input type="checkbox"/>
Washing procedure card available	<input type="checkbox"/>	<input type="checkbox"/>	<input type="checkbox"/>	<input type="checkbox"/>

Name responsible for this area: _____
 Frequency: _____
 Name responsible for hygiene: _____
 Frequency: _____
 Sanitation responsibility: Yes No
 Type of food system: Range Case Batch

Remarks: _____

Habesstein Expertise Center (HPEC) | P.00171 | Page 7/10

8. Clean Storage

	0	1	2	3
Washing procedure card available	<input type="checkbox"/>	<input type="checkbox"/>	<input type="checkbox"/>	<input type="checkbox"/>
Washing procedure card available	<input type="checkbox"/>	<input type="checkbox"/>	<input type="checkbox"/>	<input type="checkbox"/>
Washing procedure card available	<input type="checkbox"/>	<input type="checkbox"/>	<input type="checkbox"/>	<input type="checkbox"/>
Washing procedure card available	<input type="checkbox"/>	<input type="checkbox"/>	<input type="checkbox"/>	<input type="checkbox"/>
Washing procedure card available	<input type="checkbox"/>	<input type="checkbox"/>	<input type="checkbox"/>	<input type="checkbox"/>
Washing procedure card available	<input type="checkbox"/>	<input type="checkbox"/>	<input type="checkbox"/>	<input type="checkbox"/>
Washing procedure card available	<input type="checkbox"/>	<input type="checkbox"/>	<input type="checkbox"/>	<input type="checkbox"/>
Washing procedure card available	<input type="checkbox"/>	<input type="checkbox"/>	<input type="checkbox"/>	<input type="checkbox"/>
Washing procedure card available	<input type="checkbox"/>	<input type="checkbox"/>	<input type="checkbox"/>	<input type="checkbox"/>
Washing procedure card available	<input type="checkbox"/>	<input type="checkbox"/>	<input type="checkbox"/>	<input type="checkbox"/>

Name responsible for this area: _____
 Frequency: _____
 Name responsible for hygiene: _____
 Frequency: _____
 Sanitation responsibility: Yes No
 Type of food system: Range Case Batch

Remarks: _____

Habesstein Expertise Center (HPEC) | P.00171 | Page 8/10

9. Delivery

	0	1	2	3
Washing procedure card available	<input type="checkbox"/>	<input type="checkbox"/>	<input type="checkbox"/>	<input type="checkbox"/>
Washing procedure card available	<input type="checkbox"/>	<input type="checkbox"/>	<input type="checkbox"/>	<input type="checkbox"/>
Washing procedure card available	<input type="checkbox"/>	<input type="checkbox"/>	<input type="checkbox"/>	<input type="checkbox"/>
Washing procedure card available	<input type="checkbox"/>	<input type="checkbox"/>	<input type="checkbox"/>	<input type="checkbox"/>
Washing procedure card available	<input type="checkbox"/>	<input type="checkbox"/>	<input type="checkbox"/>	<input type="checkbox"/>
Washing procedure card available	<input type="checkbox"/>	<input type="checkbox"/>	<input type="checkbox"/>	<input type="checkbox"/>
Washing procedure card available	<input type="checkbox"/>	<input type="checkbox"/>	<input type="checkbox"/>	<input type="checkbox"/>
Washing procedure card available	<input type="checkbox"/>	<input type="checkbox"/>	<input type="checkbox"/>	<input type="checkbox"/>
Washing procedure card available	<input type="checkbox"/>	<input type="checkbox"/>	<input type="checkbox"/>	<input type="checkbox"/>
Washing procedure card available	<input type="checkbox"/>	<input type="checkbox"/>	<input type="checkbox"/>	<input type="checkbox"/>

Name responsible for this area: _____
 Frequency: _____
 Name responsible for hygiene: _____
 Frequency: _____
 Sanitation responsibility: Yes No
 Type of food system: Range Case Batch

Remarks: _____

Habesstein Expertise Center (HPEC) | P.00171 | Page 9/10


10. Checklist Summary

The parameter list below is not to be used for the inspection and assessment.

Date: _____
 Habesstein Signature: _____
 Host Signature: _____

[Print Checklist](#)

Habesstein Expertise Center (HPEC) | P.00171 | Page 10/10



HOHENSTEIN

Hohenstein Laboratories GmbH & Co. KG | Schlosssteige 1 | 74357 Boennigheim | GERMANY
www.Hohenstein.US/Clean